

Results at a glance

The National Neonatal Audit Programme (NNAP) assesses whether babies admitted to neonatal units receive consistent high-quality care and identifies areas for improvement.

This poster summarises the results based on NNAP data relating to babies discharged from neonatal care between January and December 2021, unless otherwise stated.

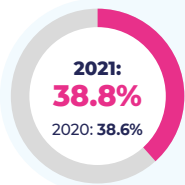
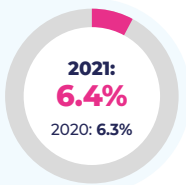
1. Outcomes of neonatal care



Mortality

6.4% of very preterm babies* died before discharge home, ranging from 4% to 8% between networks (observed proportion).

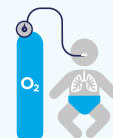
*born July 2018 to July 2021



Bronchopulmonary dysplasia

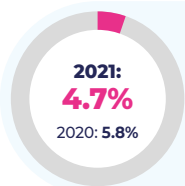
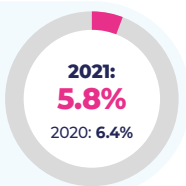
38.8% of very preterm babies* developed BPD or died, ranging from 33.5% to 46% between networks (observed proportion).

*discharged January 2019 to December 2021



Necrotising enterocolitis

5.8% of very preterm babies developed necrotising enterocolitis, ranging from 3.1% to 8.9% between networks (observed proportion).



Bloodstream infection

4.7% of very preterm babies had growth of a clearly pathogenic organism, ranging from 2.5% to 7.6% between neonatal networks.

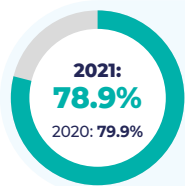


2. Optimal perinatal care



Antenatal steroids

92.1% of mothers of babies born at less than 34 weeks' were given antenatal steroids, ranging from 89.2% to 95.8% between networks.



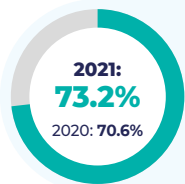
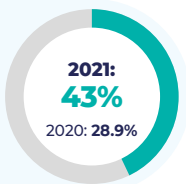
Born in a centre with a NICU

78.9% of babies born at less than 27 weeks' gestation were born in a centre with a NICU on site, ranging from 67.6% to 86.3% between networks.



Deferred cord clamping

43% of very preterm babies had their cord clamped at or after one minute, ranging from 13.9% to 68.1% between networks.



Temperature on admission

73.2% of very preterm babies were admitted with a temperature within the recommended range of 36.5-37.5°C, ranging from 63.8% to 82.9% between networks.



Antenatal magnesium sulphate

86.9% of eligible mothers were given antenatal magnesium sulphate, ranging from 83.6% to 91.7% between networks.



3. Parental partnership in care

WITHIN
14
DAYS



Breastmilk feeding at 14 days

80.5% of very preterm babies received their mother's milk at 14 days of life, ranging from 75.9% to 86.3% between neonatal networks.

2021:
80.5%
2020: 82.2%



AT
DISCHARGE



Breastmilk feeding at discharge

60.6% of very preterm babies received their mother's milk at discharge home, ranging from 52% to 75.6% between neonatal networks.

2021:
60.6%
2020: 60.1%



Parental consultation within 24 hours of admission

96.3% of parents had a documented consultation with a senior member of the neonatal team within 24 hours of their baby's admission.

2021:
96.3%
2020: 95.5%



Parental presence at consultant ward rounds

A parent was present on the consultant ward round at least once during the admission for 85.8% of admissions. The proportion of ward rounds with at least one parent present was 44.1%.

2021:
85.8%
2020: 84.2%



4. Care processes



On time screening of retinopathy of prematurity (ROP)

95.4% of eligible babies were screened on time for ROP, ranging from 81.4% to 98.1% between networks.

2021:
95.4%
2020: 95.1%



I am
2



Medical follow up at two years

72.6% of eligible babies had a documented medical follow up at the right time, ranging from 52.8% to 85.1% between networks.

2021:
72.6%
2020: 68.4%



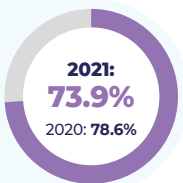
5. Neonatal nurse staffing



Neonatal nurse staffing

73.9% of nursing shifts were staffed according to recommended levels, ranging from 61.2% to 89.2% between networks.

2021:
73.9%
2020: 78.6%



RCPCH

Royal College of
Paediatrics and Child Health

Leading the way in Children's Health

Further information & resources

Neonatal services and trusts/health boards

Local quality improvement recommendations

A summary of all recommendations, including additional local quality improvement recommendations made to neonatal services, is available at:

www.rcpch.ac.uk/nnap-report-2021-data

Next steps and resources for improvement

Neonatal services and Trusts/Health Boards can access their full results at unit and network level, interactive reporting tools and unit posters on **NNAP Online** at www.nnap.rcpch.ac.uk

The **Appendix A: NNAP 2021 data – results** provides in-depth results and a summary of findings by audit measure, along with next steps and resources.

Download it here:

www.rcpch.ac.uk/nnap-report-2021-data

Parents and families

Your Baby's Care Guide 2021

Parents and families can find more information about the NNAP and 2021 results in **Your Baby's Care**, while **NNAP Online** provides more in-depth results for each neonatal unit and network in England and Wales.

Your Baby's Care: www.rcpch.ac.uk/your-babys-care
NNAP Online: www.nnap.rcpch.ac.uk

How we use information



To find out more about how we use information about babies experiencing neonatal care and their mothers, please visit www.rcpch.ac.uk/your-babys-information or scan the QR code with your phone to read our leaflet **Your Baby's Information**.