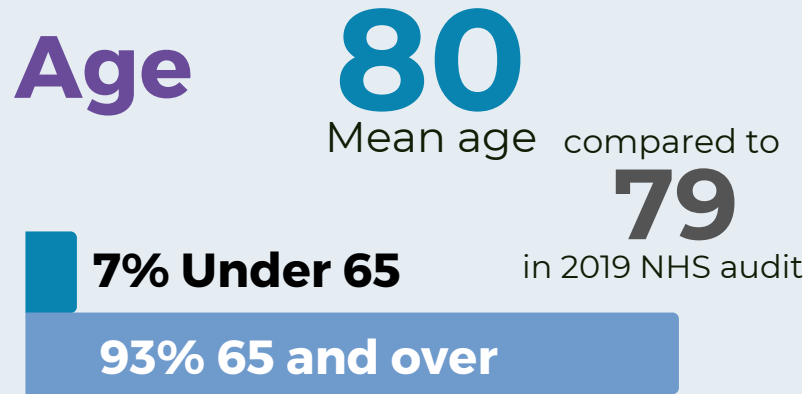
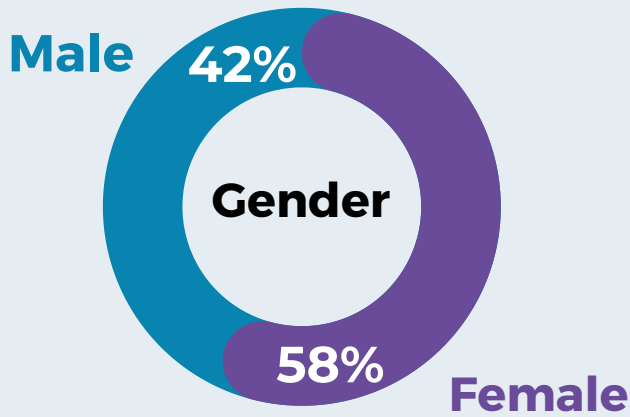


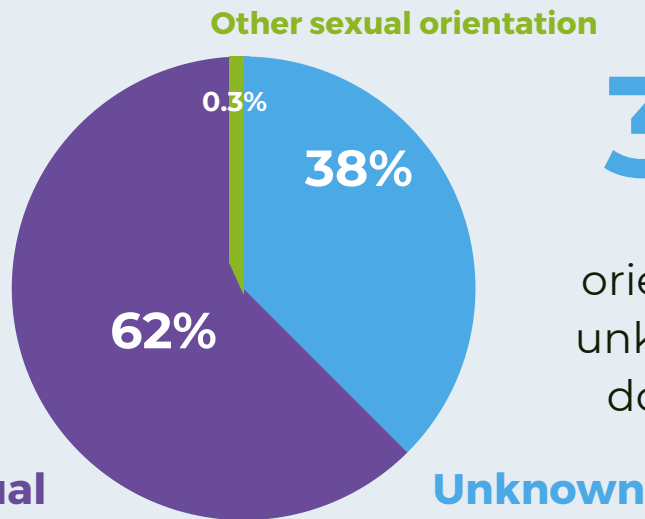
# DEMOGRAPHICS

\*figures are rounded to the nearest percentage and may not add to 100%



## Sexual Orientation

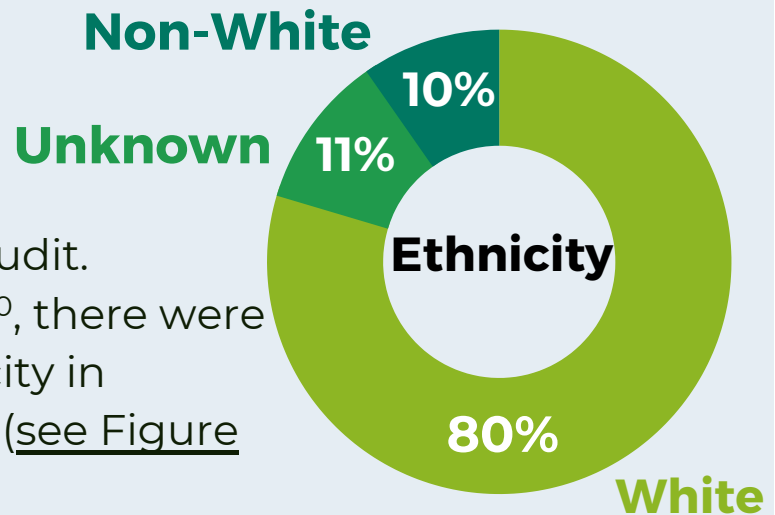
The audit tool collected information about other sexual orientation. However this was not widely collected by services



**38%** of sexual orientation was unknown or not documented

**11%** patients with undocumented or unknown ethnicity

compared to **6%** in 2019 NHS audit. Although analysis was conducted<sup>10</sup>, there were no significant differences in ethnicity in relation to the audit's key findings (see Figure A in appendix III).



**85%** patients spoke English as their first language

**4%** patients needed an interpreter

**36%** patients lived alone

# COVID-19 RECOVERY AND IMPACT


# 119

services were either closed or had staff redeployed



## Service Closure and Redeployment

# 83%



services had staff redeployed during the first national lockdown

66% of services experienced both closure and redeployment

# 72%

services were closed or paused

2021: 17.7 weeks

2019: 13 weeks

Mean wait time between referral to diagnosis increased by 4.7 weeks



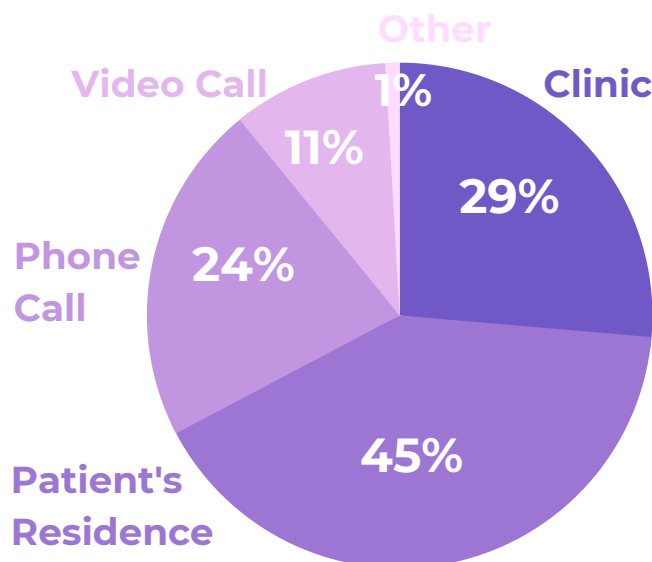
## Overall Wait Time



## Place of Assessment

# 35%

patients received a virtual initial assessment



See [recommendations 1 and 2 regarding overall wait times and service provisions](#)

# ASSESSMENTS

**92%** patients had **at least one** in-clinic routine assessment:



**43%** patients had **all 4** in-clinic routine assessments:



**76%** patients had their falls history recorded



**71%**  
in 2019 NHS audit

**61%**

patients had discussions around eyesight/vision, the same percentage as the 2019 NHS audit



**78%**  
patients discussed their alcohol consumption

**50%** in 2019 NHS audit



**58%**  
patients discussed their hearing, including the use of hearing aids

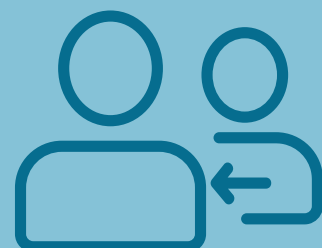
**57%** in 2019 NHS audit

**See recommendation 3 regarding in-clinic routine assessments**



**20%**

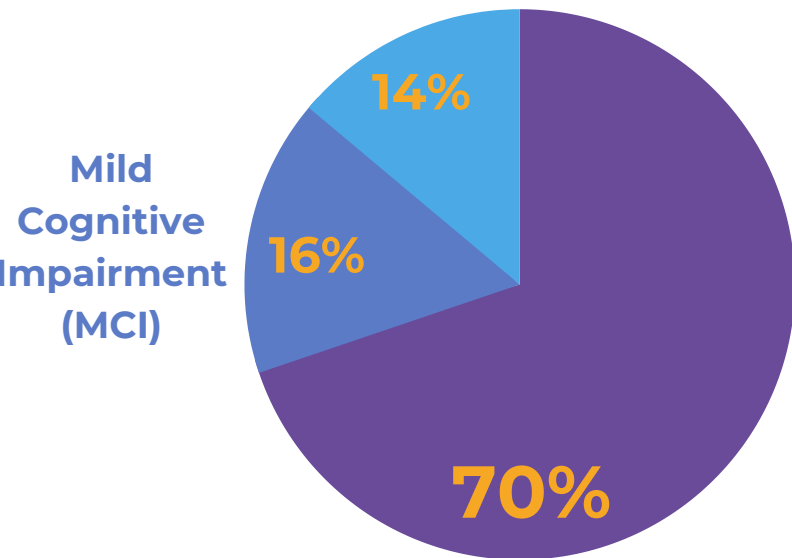
patients were referred to occupational therapy or a diagnostic neuropsychological assessment



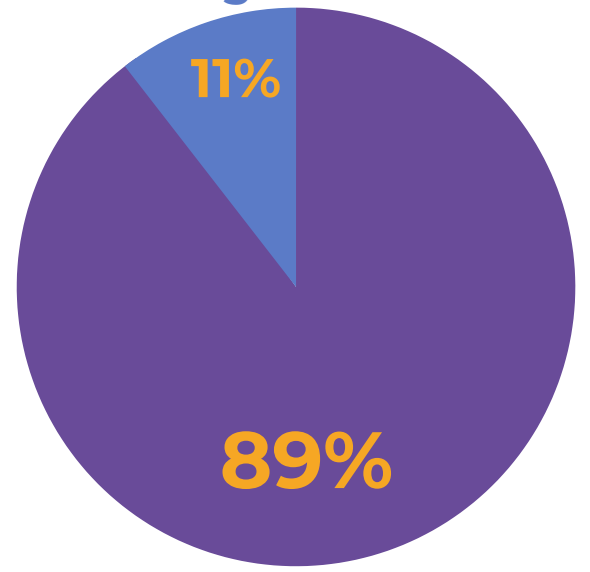
# DIAGNOSIS AND TREATMENT

## Diagnosis

### Other (Not Dementia)



### Working



Dementia

Confirmed

## Medication

# 100%

patients were offered medication who were deemed clinically appropriate



# 56%

patients with dementia received medication

# 83%

 in 2019 NHS Audit

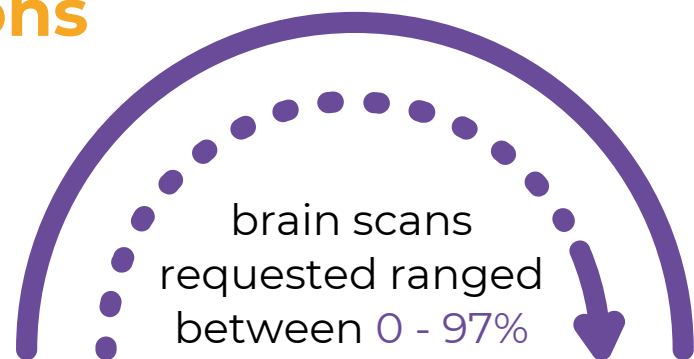
## Investigations



See [recommendation 4](#) regarding [neuroimaging](#)

# 25%

services perform ECGs routinely



# POST DIAGNOSTIC INTERVENTIONS

## Any Post Diagnostic Intervention

**84%**

patients were offered any post diagnostic intervention (excluding signposting)

**Occupational therapy**

is the most common intervention provided (excluding signposting)

**134**

services offer at least one intervention

## Cognitive Stimulation Therapy (CST)

**75%**

services offer CST across England




**72%**

services commissioned to provide CST

## Signposting


**93%**

services offer signposting as a post diagnostic intervention



**47%**

patients received signposting as intervention



See **recommendation 5** regarding **cognitive stimulation therapy**.

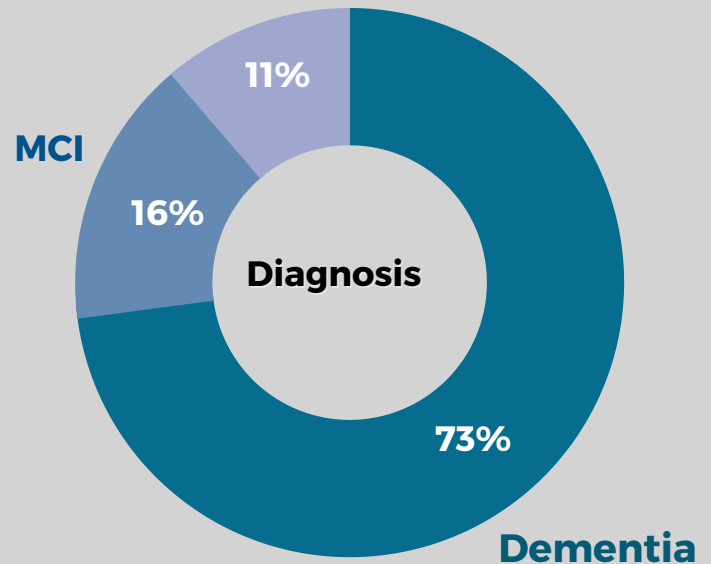
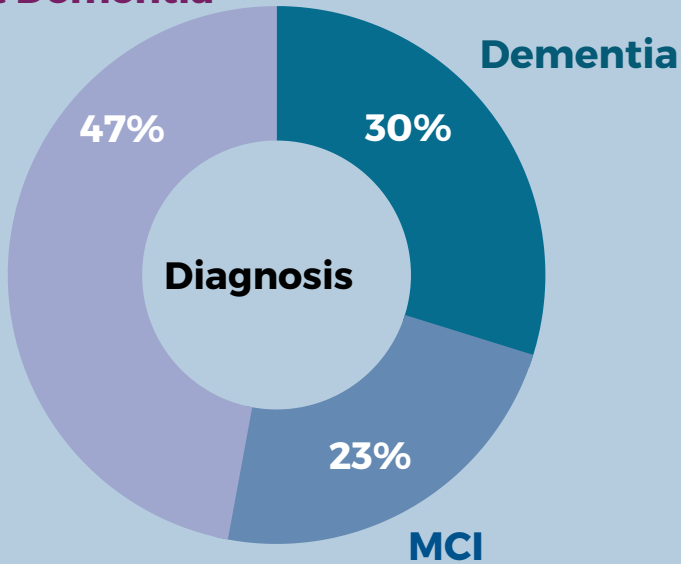
# ASSESSMENTS FOR WORKING AGE PATIENTS

## UNDER 65

## 65 AND OVER

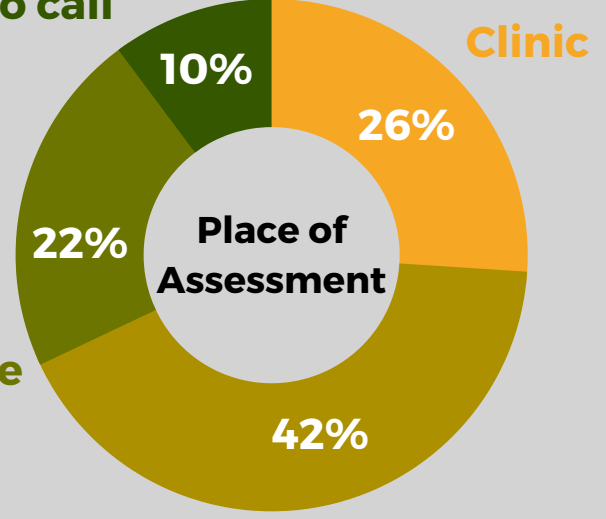
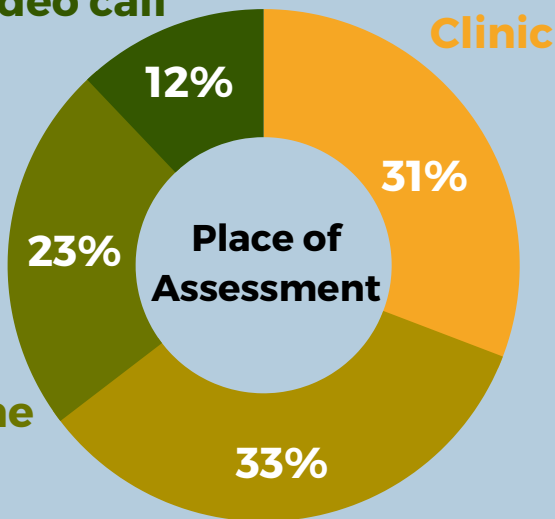
Not Dementia

Not Dementia



Video call

Video call



**55%**  
patients discussed  
eyesight



**62%**  
patients discussed  
eyesight

**49%**  
patients discussed  
hearing



**59%**  
patients discussed  
hearing