

RCPCH

Royal College of
Paediatrics and Child Health

Leading the way in Children's Health

NPDA

National Paediatric
Diabetes Audit



Team members:

- Justin Warner, Clinical Lead, Children's Hospital for Wales, Cardiff
- Holly Robinson, Audit Manager
- Malcolm Roxborough, Audit Statistician
- Cynthia Sangarappillai, Project Coordinator
- Lisa Cummins, Analyst
- Melanie David-Feveck, Administrator
- Katie Hoare, Administrator

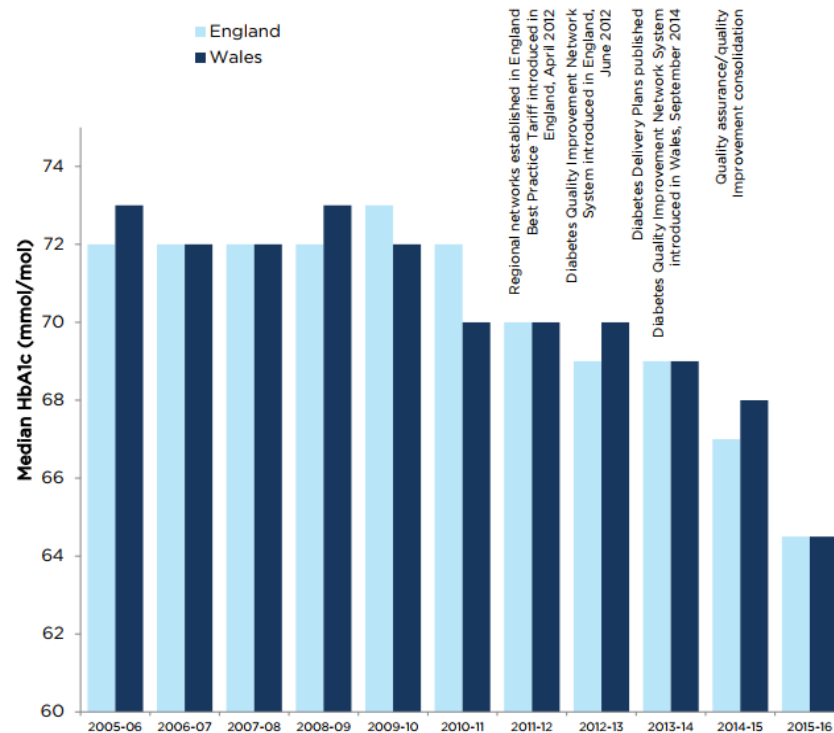
- (3 wte) in total

The NCAPOP project journey so far

- ~~De-anonymising participating centres units in national results tables and publication of unit level reports openly enabling public scrutiny of performance.~~
- Statistical modelling and case-mix adjustment to allow equality of benchmarking between centres.
- Funnel plots to show relative performance of centres and define outliers.
- NPDA results online to enable easy interrogation and comparison of results by country, region, centre, CCG (England) and Health Board (Wales).
- Inspiring Quality Improvement (QI) by hosting a stakeholder conference with 99% of attendees agreeing they would leave with ideas for improvements in their service.
- Hosting data entry workshops for participating centre.
- Development of a Patient and Parent Experience Measure (PREM) reaching 14,000 Children and Young People with diabetes and their parents/carers (largest PREM for paediatric diabetes in the world).
- Development of a Clinical Service Quality Measure to reward good practice increase focus where performance is poor compared to others.
- International benchmarking and identifying successful QI strategies for diabetes care elsewhere
- New dataset development following updated NICE guidance.

All Teach, All Learn

- For this year's national core report, a group will be convened to make recommendations, which will be accompanied by case studies from participating units.
- We are very proud of this graph showing national improvements in mean HbA1c (a blood marker of diabetes control) in the years since the audit has achieved 100% participation:



Insights from work

- Keep findings and recommendations brief and provide in different formats.
- Ready availability of NPDA team to answer queries about submission and reports.
- Seeking advice from clinical advisors also participating in the audit about content of sensitive communications.
- Work closely with regional teams to ensure good working relationships and follow-up/ amplification of team communications.
- Anticipating complaints or concerns further to sensitive audit communications and pre-empt these by responding to these within the communication itself where possible.
- Increasing accessibility of improvement events by streaming or recording them has been very popular.

Advice to peers

- There are already really good examples within NCAPOP audit reports that you can find and borrow from on the NPDA website
- Units love interactive data presentation and the ability to download their own charts and data
- Not all clinicians are statistically literate. Guidance on interpretation of results should always be provided
- Enabling benchmarking of results is important as it stimulates competition

We are keen to learn:

- How we can refresh our recommendations year on year whilst collecting and reporting the same dataset and finding similar patterns of results.
- New ways of presenting data for impact.
- Dealing with aggressive communication from centres who disagree with the presentation of data.

Sharing effective and impactful ways of presenting data/recommendations

My NHS

Data for better services

NHS choices

GOV.UK

The Information Standard
Certified Member

Home Highlights **Services** Specialities Health & Wellbeing Data Providers Downloads About

Performance of Metric Group

Filter in a location sort by

by name by location or postcode Reverse sort

Showing 1-10 of 1061 results	Overall quality of service	Processes of care	Outcomes of care (HbA1c)	Organisation of care	Patient and parent experience of care	Number of patients
Results per page <input type="text" value="10"/>						
Freeman Hospital Freeman Road, High Heaton, Newcastle Upon Tyne, Tyne and Wear, NE7 7DN See on NHS Choices	Good compliance	Adequate compliance with a score of 76	Good compliance	As expected and improving over time	Measures coming in future (insert link to NPDA page about development of future PREMs)	118
Frimley Park Hospital Portsmouth Road, Camberley, Surrey, GU16 7UJ See on NHS Choices	Adequate compliance	Good compliance with a score of 91	Adequate compliance	As expected and stable over time	Measures coming in future	138
Hexham General Hospital Corbridge Road, Hexham, Northumberland, NE46 1QJ See on NHS Choices	Poor compliance	Poor compliance with a score of 74	As expected and worsening over time	Adequate compliance	Measures coming in future	145



Eye disease

Early signs of increased risk of blindness were found in **12.8%** of young people (12 years and over).



Albuminuria

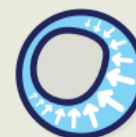
(warning sign for kidney disease)

Found in **11.6%** of young people (12 years and over) with diabetes.



Smoking

4% of children and young people who were asked said they were a smoker.



High cholesterol

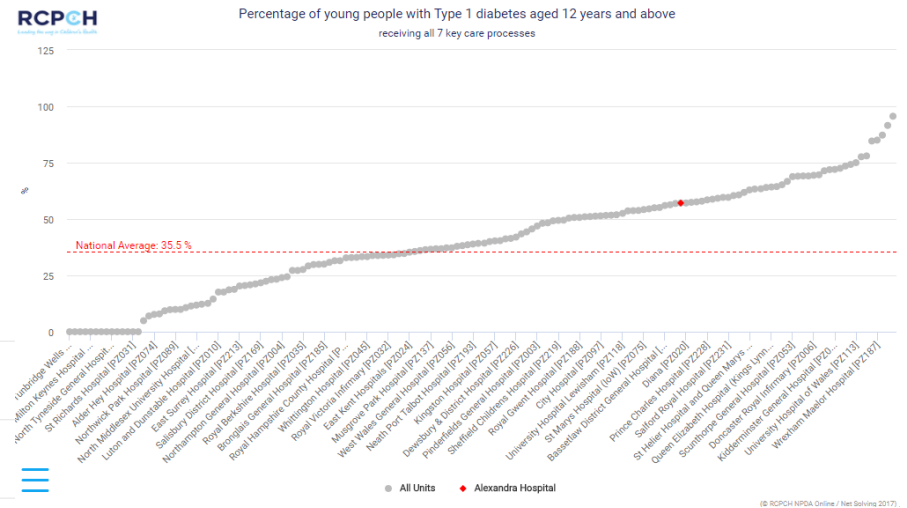
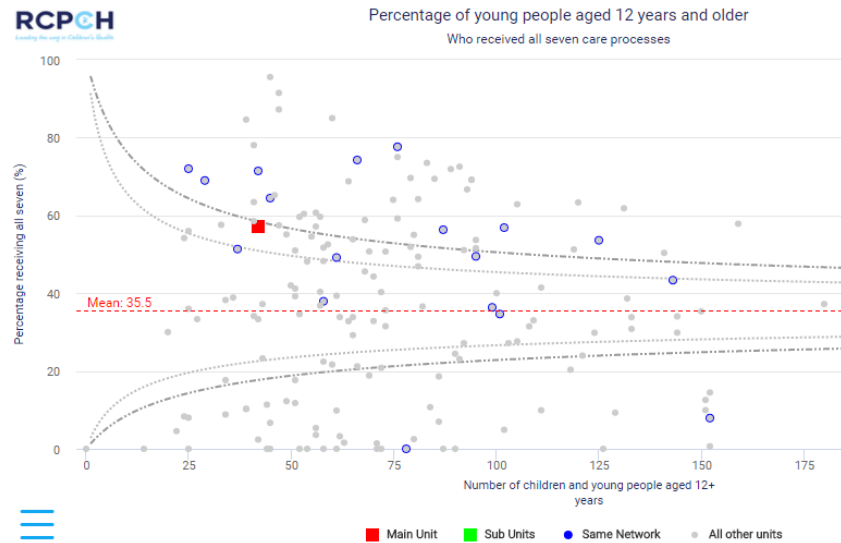
Found in **21.8%** of young people with diabetes (12 years and over).



HQIP

Healthcare Quality Improvement Partnership

Sharing effective and impactful ways of presenting data/recommendations



Next Steps

- Incorporating NPDA results with peer review standards and a QI collaborative
- Reducing variability
- Creating slide decks for units to use to display their key audit results to the rest of their teams/senior management including information necessary for interpretation of the data and coaching questions to help units plan improvements based on their results
- Improving diabetes control and reducing the burden of diabetes on patients, families and the NHS

How can HQIP help?

- By avoiding publishing NCAPOP national reports on the same day
- By supporting NCAPOP teams' wishes to include bad news as well as the good in press releases